



US 2013

# Lifting Clamps



Distributed By

**McLaughlin Hoist & Crane**

1850 Larkin Williams Rd.

Fenton, MO 63026

(636)343-9700

[www.stlcrane.com](http://www.stlcrane.com)

## PRODUCT CATALOG





Terrier Lifting Clamps is equipped with modern machinery for a constant high quality level of production. We have welding robots, laser-cut-machines, vertical, horizontal and rotation CNC machines and automatic assembly lines with robots and custom made machines.

Terrier Lifting Clamps has a strong focus on innovation. We constantly improve our products and look for new lifting solutions. Therefore we are capable of helping you with most of your lifting problems. Please contact Terrier or one of our distributors for pricing.

#### Design

- Light and streamlined design for easier handling.
- Easy to maintain.
- Use of high quality steel for the housing, lifting shackle, cam and pivot guarantees a high utilization rate and a long operational life.
- Meets all standards and requirements: European Norm NEN 13155, Australian Norm 4991 American Norm ASME B30.20-2010 and European Machine Directive 2006/42/EC.

#### Quality

- Excellent quality and finishing.
- Use of high quality "Exotic" steel for cam and pivot, housing and lifting shackle.
- Simple construction, therefore easy to repair.
- All lifting clamps are tested up to 2 times the Safe Working Load (SWL)
- Terrier Lifting Clamps are designed on a break factor of 5 times the Safe Working Load (SWL).

#### General

- Always read the manual before using a clamp.
- The standard lifting clamps are suitable for lifting and transporting steel plates with a maximum hardness of 37 Hrc (345 HB). For material with a hardness up to 50 Hrc (485HB) See page 22 for our clamps with an extra hardened cam and pivot.
- The clamps are suitable for usage in normal atmospheric conditions, between -40°C and + 100°C / -40°F and 212°F
- The standard lifting clamps have a minimum SWL limit which is 10% of the maximum SWL as in-scripted in the body of the clamp. See page 11 on our model TJP clamp with no restrictions on the minimum working load.
- Never overload a clamp and prevent jerking of loads.
- Always use the entire jaw depth of the clamp.  
Never lift more than one plate at the same time. Unless the clamp is designed for multi plates lifting (i.e. THSK models)
- Always keep your distance during lifting and descending of a load.
- Prevent situations involving anybody being under the load.
- Any welding to the clamp is forbidden, this can compromise the functionality of the clamps.

#### Delivery

- All lifting clamps are supplied with an original test certificate, along with an instruction manual.
- All clamps have been approved after stringent tests by Government Safety Authorities (no. AI:2753A)
- All clamps are Made in Holland.
- Terrier Lifting Clamps will be, on request, certified by DNV.
- Terrier Lifting Clamps BV is ISO 9001-2008 certified.

#### Terrier Lifting Clamps BV

Ohmweg 11  
4338 PV Middelburg  
P.O. box 8119  
4330 EC Middelburg  
The Netherlands  
T (+31) 118 65 17 17  
F (+31) 118 65 17 18  
I [www.terrierclamps.com](http://www.terrierclamps.com)  
E [terrier@terrierclamps.com](mailto:terrier@terrierclamps.com)

#### Terrier Lifting Clamps North America

P.O. Box 436521  
Louisville, Kentucky  
40253-6521  
USA  
phone: 502.742.3595  
fax: 502.742.3791  
web: [www.terrierclamps.com](http://www.terrierclamps.com)  
email: [sales@terrierclampsusa.com](mailto:sales@terrierclampsusa.com)



# 5 Year Warranty

Terrier Lifting Clamps provides a 5 year warranty on its lifting clamps. This warranty is applicable to the original end user of the lifting clamps, only if the clamp has been inspected, checked and maintained by these instructions and by a Terrier Repair facility. The warranty period of 5 years is valid from the date of purchase, and is liable to all terms and conditions stated in this document.

## 1. Conditions

This warranty only covers failures in the lifting clamp which are the consequences of production errors which occur during normal use. The warranty does not cover wear to components such as pivots, cam assemblies, lock springs, etc. Should there be failure within this guarantee period, the lifting clamp tool will be replaced or repaired.

Warranty does NOT cover the following;

- Regular usage wear.
- Overload.
- Wrong and/or careless use.
- Damages.
- Not following instructions/procedures.
- Hoisting material other than stated in the user-manual or a size not indicated.
- Altering/adapting or any modifying of the clamp.
- When maintenance and/or repairs been made by anyone other than an authorized Terrier Repair facility.

Terrier Lifting Clamps is not responsible for any damage, incidental or otherwise, resulting from use of the lifting clamp.

## 2. Procedure Safety Inspection

- All inspections and repairs must be written down in the maintenance diagram/log.
- The clamp must be inspected prior to usage.
- When the clamp is returned for maintenance/inspection you must always provide the maintenance diagram/log.

## Defective Lifting Clamps

When wear or damage is indicated, the following steps need to be taken;

1: TAKE THE LIFTING CLAMP OUT OF USE

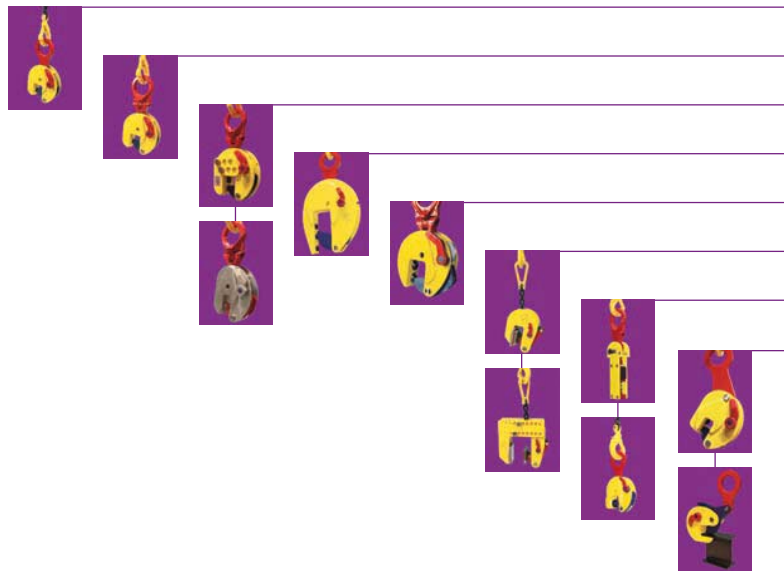
2: If a failure is in question, note the date of the failure.

Determine the cause of the failure - refer to chapter 1 of the clamp's instruction manual for a complete list of reasons for failure;

- Overload
- Incorrect and/or careless use
- etc.

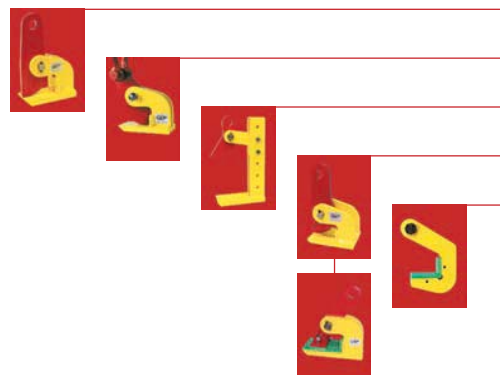
Failures due to operator error, carelessness, misuse or any use for which the clamp was not intended, do not fall under the guarantee. To ensure the safety of both you and your co-workers, this procedure must be followed.

3: Return your lifting clamp with the maintenance history to your authorized Terrier Repair facility.



## Vertical clamps

TS / STS vertical clamps	5
TSU / STSU vertical clamps	6
TSEU-A / TSU-R vertical clamps	7
TSHP vertical clamps	8
TSHPU vertical clamps	9
TNMK / TNMKA vertical clamps	10
TCK / TJP vertical clamps	11
FBK / TOBK vertical clamps	16



## Horizontal clamps

FHX / FHSX horizontal clamps	12
TDH horizontal clamps	13
THSK horizontal clamps	14
FHX-V / TNMH horizontal clamps	15
TPH horizontal pipe clamps	19



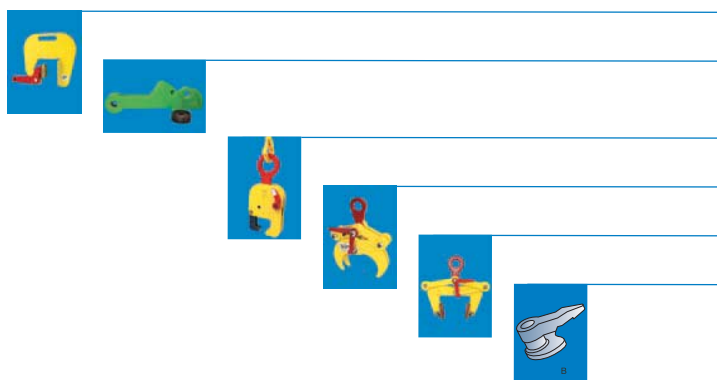
## Screw clamps

FSV / FSVS / FSVSU screw clamps	17
TSCC screw clamps	18
TBS screw clamps shipbuilding	18



## Drum clamps

TVK / TVKH drum clamps	21
------------------------	----



## Miscellaneous

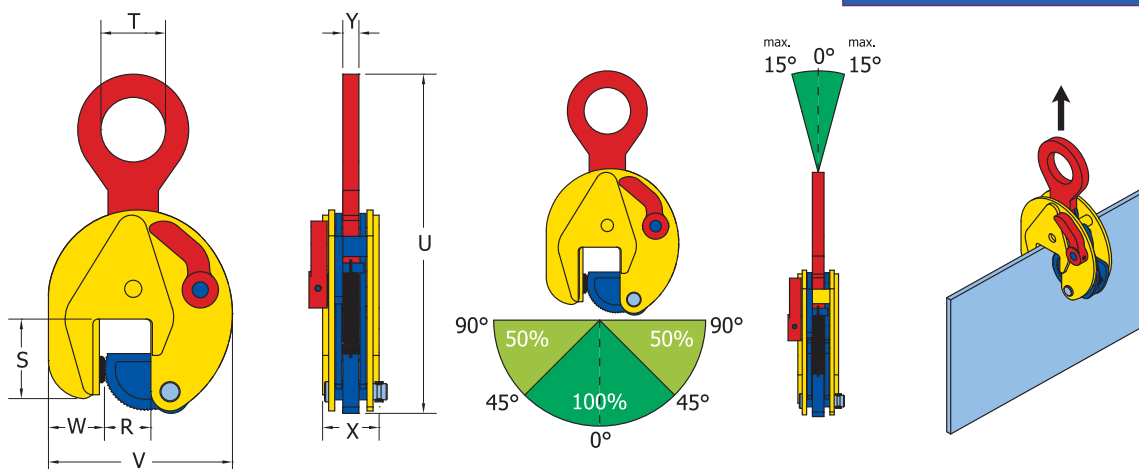
TBC pipe lifting clamps	20
Vertical clamps with an extra hardened pivot and cam	22
TRC	23
TTL	24
TBLC	24
Spare parts	25
Vertical Safe Lifting	26
Horizontal Safe Lifting	27



## Vertical clamps

# TS/STS

- For vertical lifting and transporting of steel plates and structures.
- The TS/STS lifting clamps are equipped with a safety mechanism, ensuring the clamp does not slip when lifting force is applied and when load is being lowered.
- The clamp is locked in the closed as well as in the open position.
- Lifting capacity and jaw opening are clearly engraved in the body.
- Type STS models are supplied with larger jaw opening.
- Minimum W.L.L. is 10% of the maximum W.L.L.




Reference No.	Type / Model	Capacity / W.L.L. (lbs) per piece	Jaw-opening (R) (inches)	Dimensions in inches							Weight (lbs) each
				S	T	U	V	W	X	Y	
850000	0.75 TS	1,650	0 - .51	1.85	1.18	8.07	3.94	1.38	1.46	.39	3.5
850800	1 TS	2,200	0 - .71	2.17	1.77	10.43	4.92	1.50	1.85	.59	7.5
850880	1 TSE	2,200	0 - .98	2.17	1.77	10.43	5.59	1.50	1.85	.59	8
850100	1.5 TS *	3,300	0 - .79	3.15	2.56	13.19	6.50	2.17	2.20	.67	14
850901	2 TSE *	4,400	0 - 1.38	3.15	2.56	13.19	7.28	2.17	2.20	.67	14.5
850331	3 TSE *	6,600	0 - 1.38	3.15	2.56	13.19	7.87	2.17	2.20	.67	15
850441	4.5 TS	9,000	0 - .98	3.35	2.76	16.93	7.87	2.36	3.03	.79	32.5
850451	4.5 TSE	9,900	0 - 1.77	3.35	2.76	16.93	9.06	2.36	3.03	.79	35
850301	6 TS	13,200	0 - 1.26	4.49	2.95	19.29	8.86	3.07	3.07	.79	41
850401	7.5 TS	16,500	0 - 1.57	4.41	2.95	20.87	9.65	2.99	3.39	.79	53
851501	7.5 TSE	16,500	0 - 2.17	4.41	2.95	20.87	10.51	2.76	3.39	.79	55
851551	9 TS	19,800	0 - 2.17	4.41	2.95	20.87	10.51	2.76	3.39	.79	57.5
850501	12 TS	26,400	0 - 2.05	5.83	3.35	24.29	11.61	3.94	3.70	1.73	92.5
915000	15 TS	33,000	0 - 2.99	8.23	3.39	29.92	14.76	5.31	4.13	1.96	156.5
917000	17 TS	37,400	0 - 2.99	8.23	3.39	29.92	14.76	5.31	4.13	1.96	156.5
920000	20 TS	44,000	0 - 3.15	9.64	3.94	34.64	18.31	5.90	5.51	2.60	309
925000	25 TS	55,000	.20 - 3.34	9.64	3.94	34.64	18.31	5.90	5.51	2.60	309
930000	30 TS	66,000	.39 - 3.54	9.64	3.94	34.64	18.31	5.51	5.51	2.60	320
852200	6 STS	13,200	1.57 - 3.54	4.53	2.95	19.29	10.82	2.75	3.07	.79	44
854300	7.5 STS	16,500	1.97 - 3.94	4.33	2.95	20.66	12.40	2.75	3.22	.79	53
853305	9 STS	19,800	1.97 - 3.94	4.33	2.95	20.66	12.40	2.75	3.22	.79	55
852401	12 STS	26,400	1.97 - 3.94	6.02	3.39	24.21	13.58	3.94	3.70	1.73	92.5
921500	15 STS	33,000	3.15 - 5.91	8.66	3.39	29.72	17.71	5.04	4.17	1.97	170
922000	20 STS	44,000	3.15 - 5.91	9.80	3.94	34.45	25.20	5.82	5.51	2.60	320
922500	25 STS	55,000	3.15 - 5.91	9.80	3.94	34.45	25.20	5.82	5.51	2.60	320
923000	30 STS	66,000	3.15 - 5.91	9.80	3.94	34.65	25.20	5.82	6.10	2.60	326.5

\* Available with Quick Release  
Specifications are subject to change.

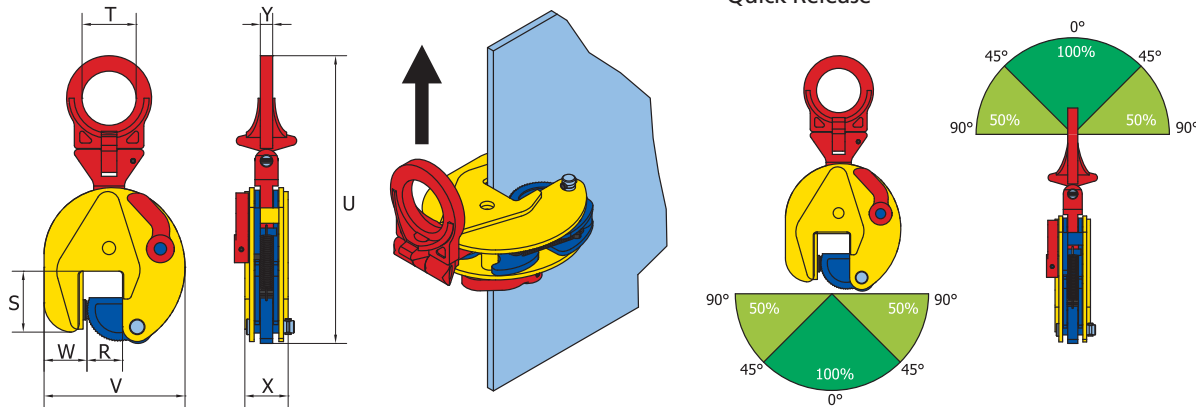
## Vertical clamps

# TSU / STSU

- For lifting and transporting steel plates and structures from all positions (horizontal, vertical and sidelong).
- Articulated lifting shackle.
- Terrier TSU /STSU lifting clamps are equipped with a safety mechanism, ensuring the clamp does not slip when lifting force is applied and when load is being lowered.
- The clamp is locked in the closed as well as in the open position.
- Lifting capacity and jaw openings are clearly engraved in the body.
- Type STSU model clamps are supplied with a larger jaw opening.
- Minimum W.L.L. is 10% of the maximum W.L.L.



Quick Release



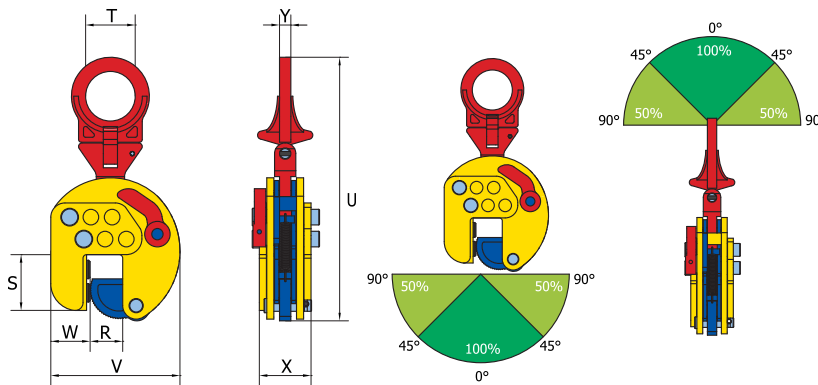
Reference No.	Type/Model	Capacity/W.L.L. (lbs) per piece	Jaw-opening (R) (inches)	Dimensions in inches							Weight (lbs) each
				S	T	U	V	W	X	Y	
855000	0.75 TSU	1650	0 - .51	1.85	1.18	7.99	3.94	1.38	1.46	.39	4
865100	1 TSU	2200	0 - .71	2.17	1.97	11.61	4.92	1.50	1.85	.55	8
865800	1 TSEU	2200	0 - .98	2.17	1.97	11.61	5.59	1.50	1.85	.55	8.5
855100	1.5 TSU *	3300	0 - .79	3.15	2.76	14.57	6.50	2.17	2.20	.63	16
855601	2 TSEU *	4400	0 - 1.38	3.15	2.76	14.57	7.28	2.17	2.20	.63	16.5
865331	3 TSEU *	6600	0 - 1.38	3.15	2.76	14.57	7.28	2.17	2.20	.63	18
865441	4.5 TSU	9900	0 - .98	3.35	2.76	16.93	7.87	2.36	3.03	.79	34.5
865301	4.5 TSEU	9900	0 - 1.77	3.35	2.76	16.93	9.06	2.36	3.03	.79	37
865401	6 TSU	13200	0 - 1.26	4.49	3.07	20.75	8.86	3.07	3.07	1.26	46.5
865601	7.5 TSU	16500	0 - 1.57	4.41	3.07	22.24	9.65	2.99	3.39	1.26	57.5
855400	7.5 TSEU	16500	0 - 2.17	4.41	3.07	22.24	10.51	2.76	3.39	1.26	66.5
855405	9 TSU	19800	0 - 2.17	4.41	3.07	22.24	10.51	2.76	3.39	1.77	66.5
865901	12 TSU	26400	0 - 2.05	5.83	3.34	25.59	11.61	3.94	3.70	1.89	92.5
955150	15 TSU	33000	0 - 2.99	8.23	3.39	29.92	14.69	5.31	4.13	1.97	163.5
955170	17 TSU	37400	0 - 2.99	6.26	3.39	29.92	14.69	5.31	4.13	1.97	163.5
955200	20 TSU	44000	0 - 3.15	9.65	3.94	35.43	18.31	5.91	5.51	2.80	333
955250	25 TSU	55000	.20 - 3.35	9.65	3.94	35.43	18.31	5.71	5.51	2.80	333
955300	30 TSU	66000	.39 - 3.54	9.65	3.94	35.43	18.31	5.51	5.51	2.80	344
856200	6 STSU	13200	1.57 - 3.54	4.53	2.95	20.75	10.83	2.76	3.07	1.26	70.5
856300	7.5 STSU	16500	1.97 - 3.94	4.33	2.95	22.24	12.40	2.76	3.23	1.26	62
855305	9 STSU	19800	1.97 - 3.94	4.33	2.95	22.24	12.40	2.76	3.23	1.77	62
856401	12 STSU	26400	1.97 - 3.94	6.02	3.39	25.59	13.58	3.94	3.70	1.89	99.5
966150	15 STSU	33000	3.15 - 5.91	8.23	3.39	30.12	17.72	5.04	4.17	1.97	183
966200	20 STSU	44000	3.15 - 5.91	9.80	3.94	35.43	25.20	5.83	5.51	2.80	344
966250	25 STSU	55000	3.15 - 5.91	9.80	3.94	35.43	25.20	5.83	5.51	2.80	344
966300	30 STSU	66000	3.15 - 5.91	9.80	3.94	35.43	25.20	5.83	6.10	2.80	355

\* Available with Quick Release  
Specifications are subject to change.

## Vertical clamps

# TSEU-A

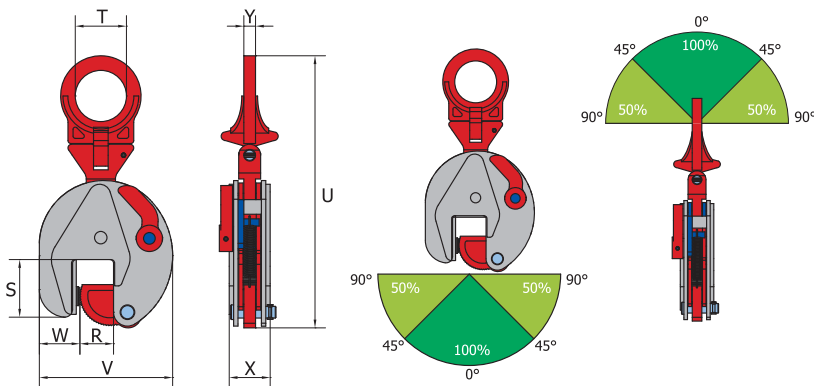
- The TSEU-A has an adjustable jaw opening that can be made larger or smaller, allowing use in a variety of applications.
- For lifting and transporting of steel plates and structure from all positions.
- Jaw opening from 0 - 3.74". Adjustable by steps of 1.18".
- Capacity 6600 lbs.
- Strong and lightweight construction.
- Minimum W.L.L. is 10% of the maximum W.L.L.



Reference No.	Type / Model	Capacity / W.L.L. (lbs) per piece	Jaw-opening (R) (inches)	Dimensions in inches							Weight (lbs) each
				S	T	U	V	W	X	Y	
863300	3 TSEU-A	6600	0 - 3.74	3.15	2.76	14.57	7.28 - 9.65	2.17	2.87	.63	24.5

# TSU-R

- For the lifting and transporting of stainless steel plates and structures.
- Pivot and cam are made of stainless steel.
- Body and lock lever are nickel plated to prevent corrosion due to carbon contamination.
- Minimum W.L.L. is 10% of the maximum W.L.L.



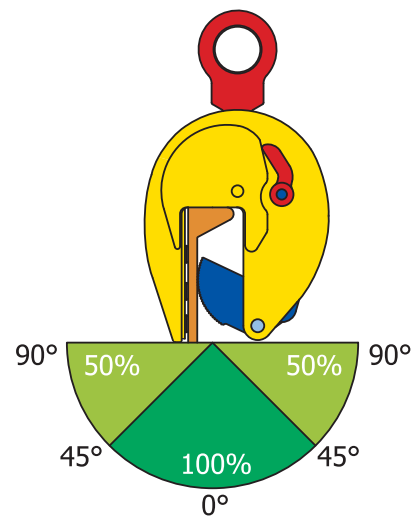
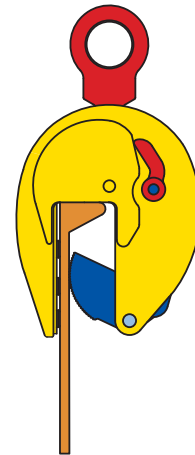
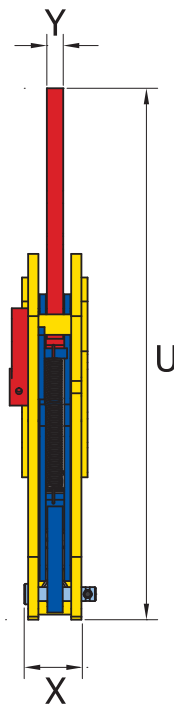
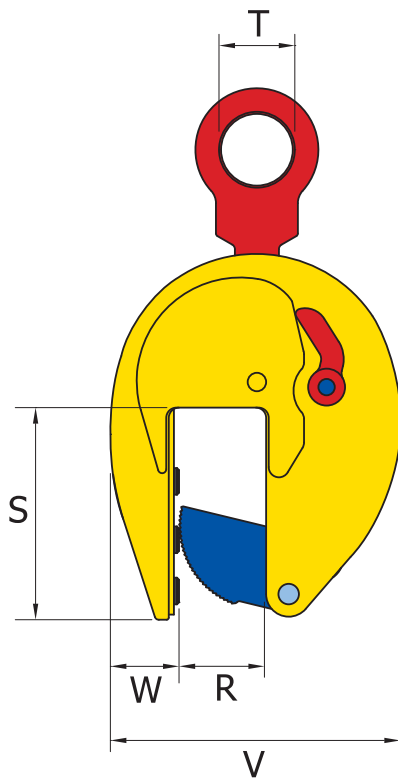
Reference No.	Type / Model	Capacity / W.L.L. (lbs) per piece	Jaw-opening (R) (inches)	Dimensions in inches							Weight (lbs) each
				S	T	U	V	W	X	Y	
862101	2 TSU-R	4400	0 - .79	3.15	2.76	14.57	6.5	2.17	2.2	.63	16

Specifications are subject to change.

## Vertical clamps

# TSHP

- For lifting and transporting of Holland-Profile (HP) and structures with HP-profile.
- Also useful as a "big-jaw" opening clamp.
- Standard with 3 pivots for extra powerful clamping force.
- The Terrier TSHP lifting clamps are equipped with a safety mechanism, ensuring the clamp does not slip when lifting force is applied and when load is being lowered.
- The clamp is locked in the closed as well as in the open position.
- Minimum W.L.L. is 10% of the maximum W.L.L.



Reference No.	Type / Model	Capacity / W.L.L. (lbs) per piece	Jaw-opening (R) (inches)	Dimensions in inches							Weight (lbs) each
				S	T	U	V	W	X	Y	
860110	1 TSHP	2200	0 - 3.15	8.07	2.76	20.47	11.02	2.60	2.52	.63	43
860111	1.5 TSHP	3300	0 - 3.15	8.07	2.76	20.47	11.02	2.60	2.52	.63	44
860155	1.5 TSHP-A	3300	0 - 6.10	6.30	2.76	20.47	13.39	2.60	2.76	.63	44

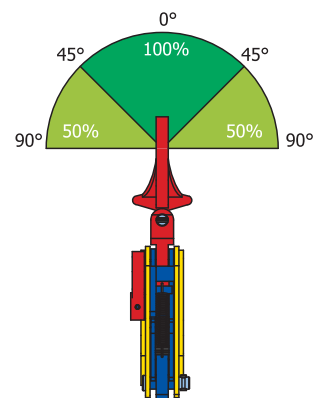
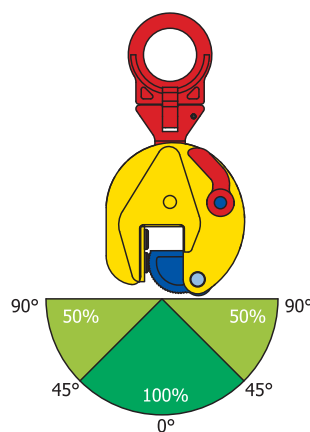
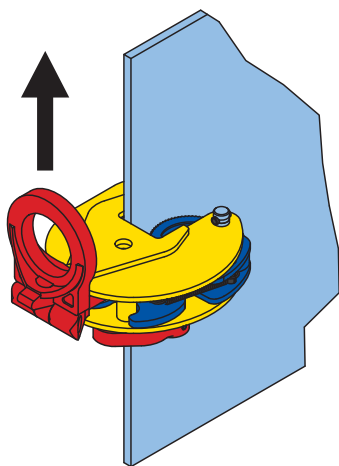
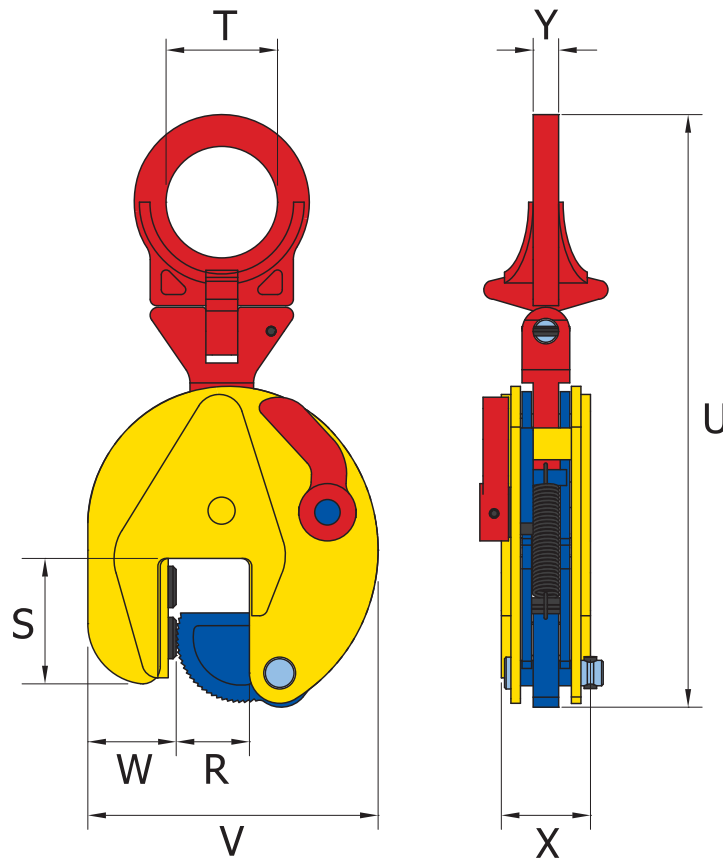
Specifications are subject to change.



## Vertical clamps

# TSHPU

- TSHPU is a follow-up of the TSHP-1 and TSHP-1.5. It is especially designed for lifting, handling and transporting of HP-profile and construction with HP-profile.
- Minimum W.L.L. is 10% of the maximum W.L.L.



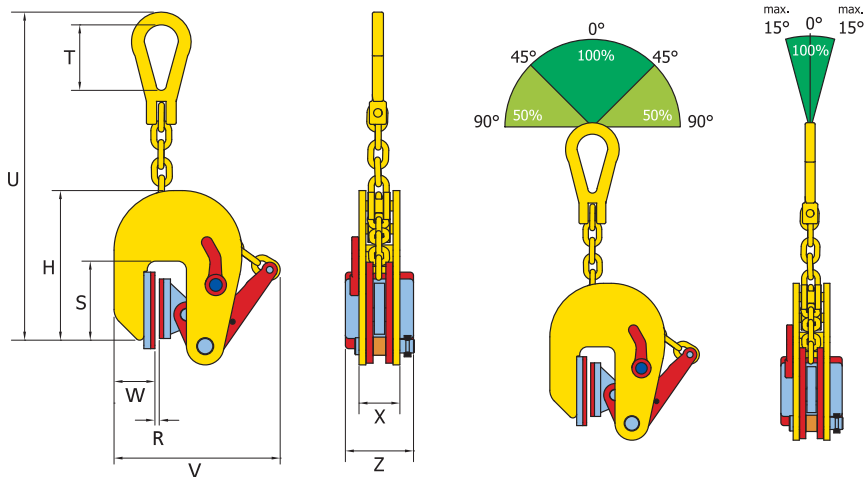
Reference No.	Type / Model	Capacity / W.L.L. (lbs) per piece	Jaw-opening (R) (inches)	Dimensions in inches							Weight (lbs) each
				S	T	U	V	W	X	Y	
860300	3 TSHPU	6600	0 - 1.38	3.54	2.76	14.57	7.28	2.17	2.13	.63	33
860500	5 TSHPU	11000	0 - 1.77	4.33	2.76	17.13	8.86	2.36	3.39	.79	42

Specifications are subject to change.

## Vertical clamps

# TNMK/TNMKA

- Terrier TNMK is a NON-MARKING clamp with 2 special synthetic pads. The clamp can be used for lifting, handling and transporting (stainless) steel, aluminium, copper, wood and marble plates and will not leave any marks.
- The clamp is locked in the closed as well as in the open position.
- Minimum W.L.L. is 5% of the maximum W.L.L.


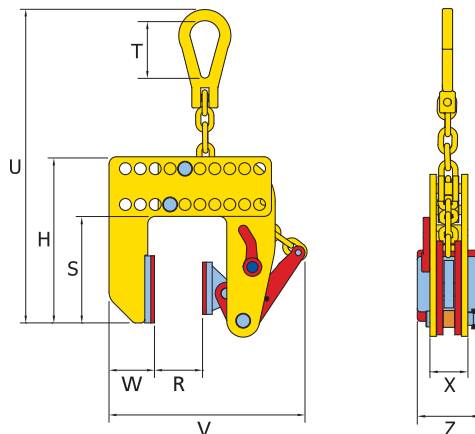


## TNMKA

A: min. .04"/ max. 7.08"

B: min. 866"/ max. 13.38"

Adjustable in steps of .79".



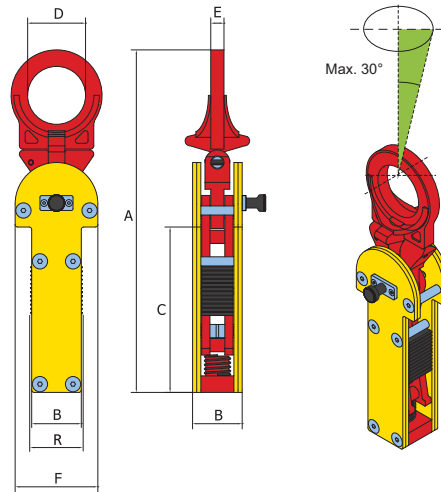
Reference No.	Type / Model	Capacity / W.L.L. (lbs) per piece	Jaw-opening (R) (inches)	Dimensions in inches								Weight (lbs) each
				H	S	T	U	V	W	X	Z	
862035	0.5 TNMK	1100	.04 - .79	7.87	3.66	2.56	17.72	8.66	1.89	1.89	3.15	12.5
862135	0.5 STNMK	1100	.67 - 1.46	7.87	3.66	2.56	17.72	9.45	1.89	1.89	3.15	13.5
862005	0.5 TNMKA	1100	.04 - 7.08	8.78	5.63	2.56	18.11	8.66 - 13.39	2.40	1.97	2.76	22
862010	1 TNMK	2200	.04 - 1.18	9.25	3.74	3.15	15.75	10.83	1.81	2.13	3.15	14.5
862037	1.5 TNMK	3300	.04 - 1.57	9.25	3.74	3.15	15.75	10.83	1.81	2.13	3.15	16
862038	2 TNMK	4400	.04 - 1.97	14.17	4.72	3.94	27.95	15.98	2.48	2.56	3.15	31
862039	3 TNMK	6600	.04 - 2.36	14.17	4.72	3.94	27.95	15.98	2.48	2.56	3.15	33

Specifications are subject to change.

## Vertical clamps

# TCK

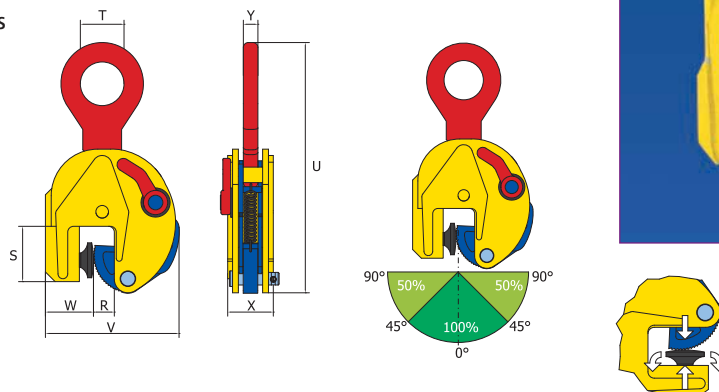
- For vertical lifting and transporting of structures where a square tube is used as a frame. For example mobile units etc.
- If the clamp is being loaded, the cams will pull out sideways and will grip into the sides of the square tube.
- Because of the compact design of the clamp, the clamp will not use more space than the dimensions of the square tube.
- The clamp is equipped with a universal lifting eye.
- Lifting capacity and jaw opening are clearly engraved in the body.



Reference No.	Type / Model	Capacity / W.L.L. (lbs) per piece	Jaw-opening (R) (inches)	Dimensions in inches						Weight (lbs) each
				A	B	C	D	E	F	
810000	3 TCK	6600	2.44 - 2.76	16.3	2.36	7.87	2.76	.63	3.94	16

# TJP

- For vertical lifting and transporting of (thin) sheet metal.
- The TJP clamp is equipped with a special pivot, the special pivot will adapt itself to the load of the clamp. This will generate more friction which eliminates the chance of slipping loads.
- The TJP lifting clamp is equipped with a safety mechanism, ensuring the clamp does not slip when lifting force is applied and when load is being lowered.
- The clamp is locked in the closed as well as in the open position.
- Lifting capacity and jaw opening are clearly engraved in the body.
- No restrictions on minimum W.L.L.



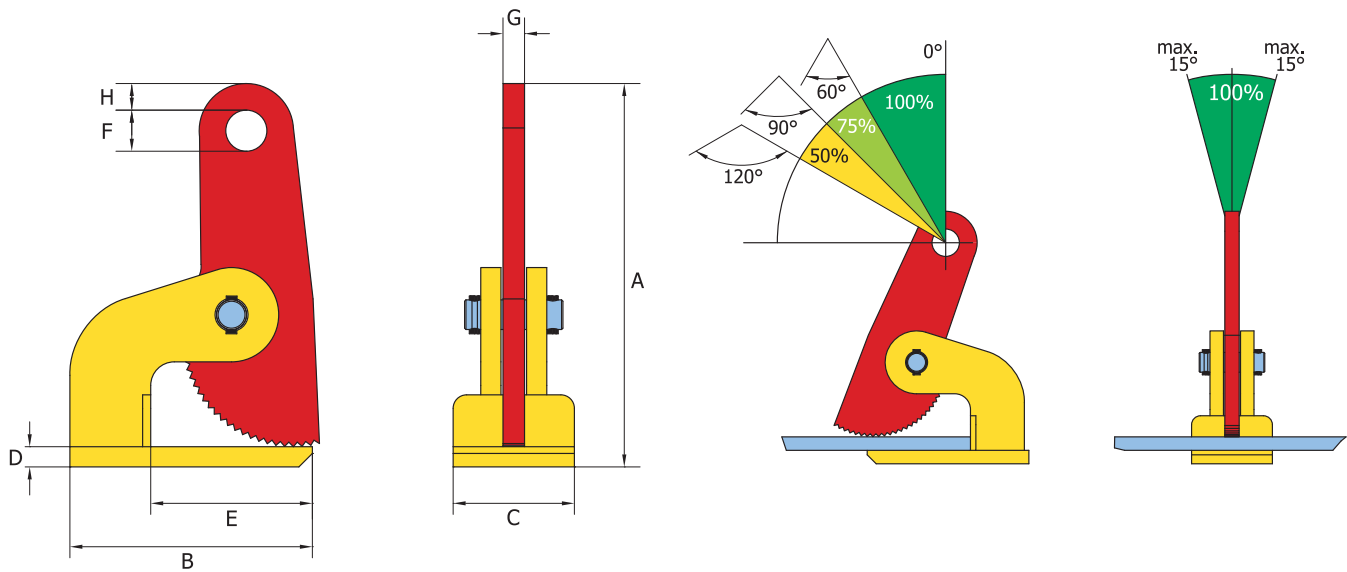
Reference No.	Type/Model	Capacity/W.L.L. (lbs) per piece	Jaw-opening (R) (inches)	Dimensions in inches							Weight (lbs) each
				S	T	U	V	W	X	Y	
870800	1 TJP	2200	0 - .79	2.24	1.77	10.16	5.43	1.97	1.85	.59	9

Specifications are subject to change.

## Horizontal clamps

# FHX/FHSX

- For the horizontal lifting and transporting of steel plates.
- Has a compact shape and relative light unit weight with a high lifting capacity.
- When using the FHX/FHSX lifting clamps, a minimum of 2 clamps must always be used.
- Lifting capacity and jaw opening are clearly engraved in the body.
- The FHSX model has a larger jaw opening.



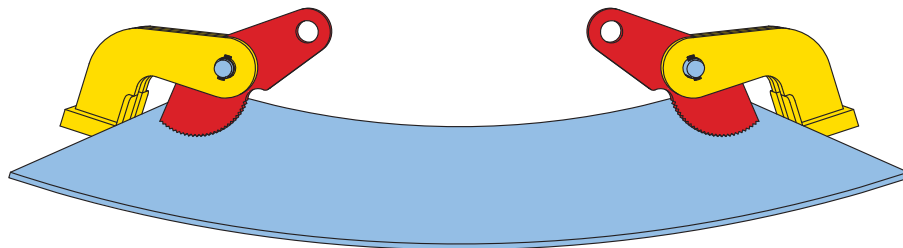
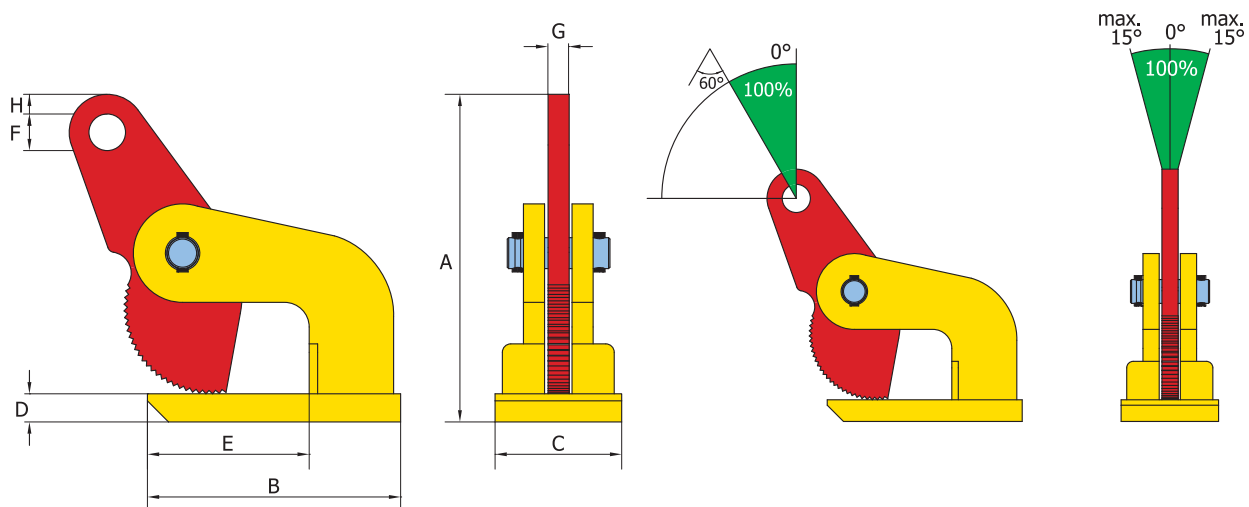
Reference No.	Type/Model	Capacity/W.L.L. (lbs)		Jaw-opening (inches)	Dimensions in inches								Weight (lbs) each
		per piece	per pair		A	B	C	D	E	F	G	H	
953100	1 FHX	1100	2200	0 - 1.38	7.40	5.51	2.56	.39	3.94	.98	.59	.45	6
953200	2 FHX	2200	4400	0 - 2.36	11.42	7.09	3.54	.59	4.53	1.20	.63	.75	16.5
953300	3 FHX	3300	6600	0 - 2.36	11.54	7.09	3.54	.79	4.65	1.20	.63	.75	18
953400	4 FHX	4400	8800	0 - 2.36	12.05	8.66	4.13	.98	5.71	1.20	.79	.75	29
953600	6 FHX	6600	13200	0 - 2.36	12.05	8.66	4.33	.98	5.71	1.20	.79	.75	29
953800	8 FHX	8800	17600	0 - 2.36	13.19	8.86	4.72	1.38	5.31	1.20	1.18	.75	40
953010	10 FHX	11000	22000	0 - 2.36	13.19	8.86	4.72	1.38	5.31	1.20	1.18	.75	44
953012	12 FHX	13200	26400	0 - 2.36	13.19	8.86	4.72	1.38	5.31	1.20	1.18	.75	46.5
954200	2 FHSX	2200	4400	0 - 3.94	14.96	7.09	3.54	.59	4.72	1.20	.59	.75	20
954300	3 FHSX	3300	6600	0 - 3.94	15.35	7.09	3.54	.79	4.72	1.20	.59	.75	31
954400	4 FHSX	4400	8800	0 - 3.94	16.34	866	4.13	.98	5.71	1.20	.79	.75	33
954600	6 FHSX	6600	13200	0 - 3.94	16.34	866	4.72	.98	5.71	1.20	.79	.75	35.5
954800	8 FHSX	8800	17600	0 - 3.94	16.34	886	4.72	1.38	5.31	1.20	1.18	.75	48.5
954010	10 FHSX	11000	22000	0 - 3.94	16.34	886	4.72	1.38	5.31	1.20	1.18	.75	51
954012	12 FHSX	13200	26400	0 - 3.94	16.34	886	4.72	1.38	5.31	1.20	1.18	.75	51
853820	15 FHSX	16500	33000	0 - 5.90	26.18	13.78	5.51	1.38	9.45	1.77	1.38	1.10	110.5

Specifications are subject to change.

## Horizontal clamps

# TDH

- For the lifting and transporting of thin sheets that deflect when being lifted.
- Compact shape and relatively low unit weight, with a high lifting capacity.
- When using the TDH horizontal lifting clamps, a minimum of 2 clamps must always be used.



Reference No.	Type/Model	Capacity/W.L.L. (lbs)		Jaw-opening (inches)	Dimensions in inches								Weight (lbs) each
					A	B	C	D	E	F	G	H	
970100	1 TDH	1100	2200	0 - .59	6.57	5.51	2.56	.39	3.94	.89	.59	.51	7
970200	2 TDH	2200	4400	0 - 1.38	9.25	7.09	3.15	.79	4.53	1.02	.59	.51	18
970400	4 TDH	4400	8800	0 - 1.97	12.20	9.25	5.12	1.38	5.12	1.57	.79	.98	44
970600	6 TDH	6600	13200	0 - 1.97	12.20	9.25	5.12	1.38	5.12	1.57	.79	.98	46.5

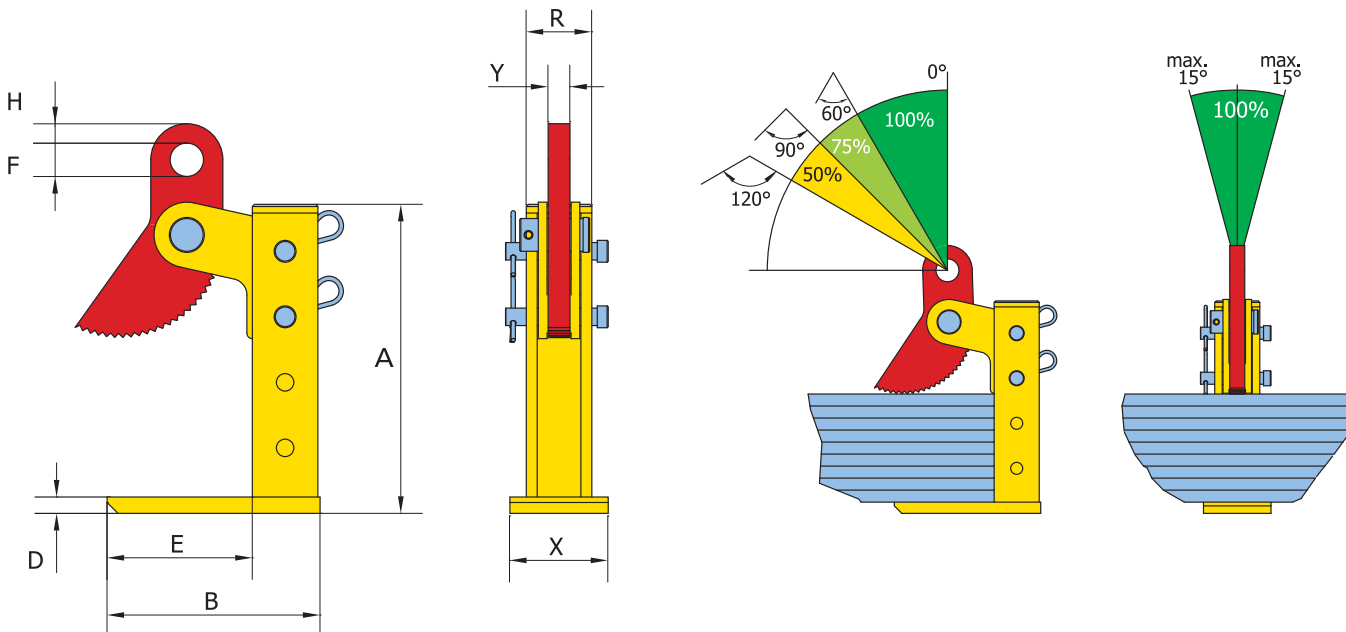
Specifications are subject to change.



## Horizontal clamps

# THSK

- For the lifting, handling and transporting of banded/secured stacks and single steel plates
- When using the THSK horizontal lifting clamps, a minimum of 2 clamps must always be used.
- Capacity 1.5 tons per pair up to 9 tons per pair.
- Opening .12" - 7.09", .12" - 11.81" and .12" - 16.54".



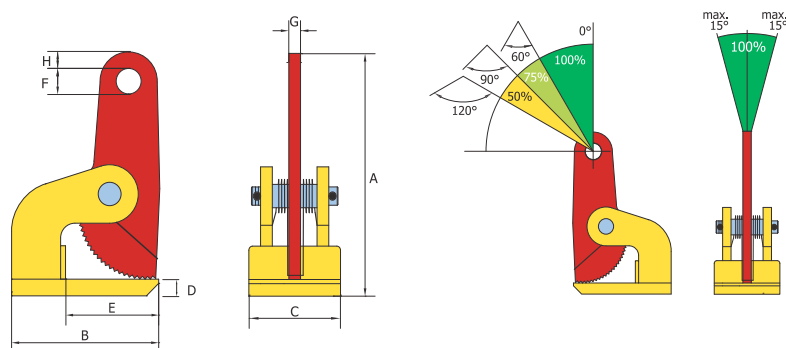
Reference No.	Type / Model	Capacity / W.L.L. (lbs)		Jaw-opening (inches)	Dimensions in inches									Weight (lbs) each
		per piece	per pair		A	B	D	E	F	H	R	X	Y	
815180	1.5 THSK/180	1650	3300	.12 - 7.09	11.42	7.87	.59	5.31	1.18	.71	2.36	3.54	.79	20
815300	1.5 THSK/300	1650	3300	.12 - 11.81	16.14	7.87	.59	5.31	1.18	.71	2.36	3.54	.79	25.5
830180	3 THSK/180	3300	6600	.12 - 7.09	11.81	9.25	.79	6.50	1.18	.71	2.76	4.13	.79	32
830300	3 THSK/300	3300	6600	.12 - 11.81	16.14	9.25	.79	6.50	1.18	.71	2.76	4.13	.79	29
845180	4.5 THSK/180	4950	9900	.12 - 7.09	11.81	9.25	.79	6.50	1.18	.71	2.76	4.13	.79	29
845420	4.5 THSK/420	4950	9900	.12 - 16.54	21.06	9.25	.79	6.69	1.18	.71	2.76	4.13	.79	33
860180	6 THSK/180	6600	13200	.12 - 7.09	12.01	9.84	.98	6.30	1.18	.71	3.54	4.72	.79	44
860420	6 THSK/420	6600	13200	.12 - 16.54	21.26	9.84	.98	6.50	1.18	.71	3.54	4.72	.79	51
890180	9 THSK/180	9900	19800	.12 - 7.09	12.01	9.84	.98	6.30	1.18	.71	3.54	4.72	.79	56.5
890420	9 THSK/420	9900	19800	.12 - 16.54	21.26	9.84	.98	6.50	1.18	.71	3.54	4.72	.79	65

Specifications are subject to change.

## Horizontal clamps

# FHX-V

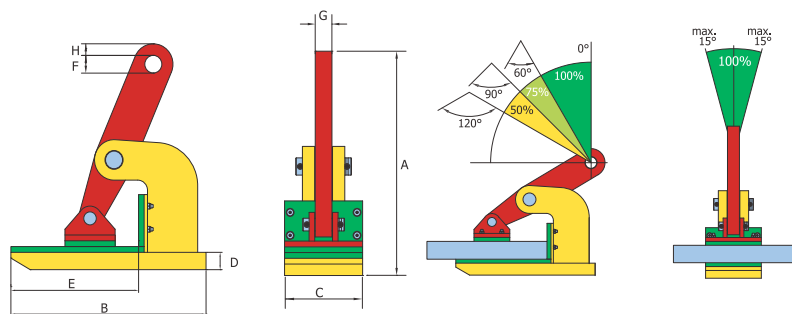
- Terrier FHX-V lifting clamp has a spring attached to the cam assembly allowing the clamp to close on any desired spot.
- The spring allows one operator to place the clamps and guide the hoist.
- When using the FHX-V lifting clamps, a minimum of 2 clamps must always be used.
- Terrier FHX-V clamps are available with a capacity from 1 ton per pair to 6 tons per pair.



Reference No.	Type / Model	Capacity / W.L.L. (lbs) per piece    per pair		Jaw-opening (inches)	Dimensions in inches								Weight (lbs) each
					A	B	C	D	E	F	G	H	
953101	1 FHX-V	1100	2200	0 - 1.38	7.60	5.51	3.35	.39	3.93	.98	.59	.45	7
953201	2 FHX-V	2200	4400	0 - 2.36	11.42	7.09	4.92	.59	4.53	1.20	.63	.75	20
953301	3 FHX-V	3300	6600	0 - 2.36	11.54	7.09	4.92	.79	4.53	1.20	.63	.75	22
953401	4 FHX-V	4400	8800	0 - 2.36	12.20	8.66	6.50	1.18	5.51	1.20	.79	.75	33
953601	6 FHX-V	6600	13200	0 - 2.36	12.20	8.66	6.50	1.18	5.51	1.20	.79	.75	33

# TNMH

- The TNMH lifting clamp is suited for transporting and lifting objects with a fragile surface, i.e., stainless steel, copper, wood panels, aluminium, etc.
- The jaw and cam are covered with a high quality pressure resistant plastic.
- When using the TNMH horizontal lifting clamps, a minimum of 2 clamps must always be used.
- Terrier TNMH clamps are available with a capacity from 1 ton per pair to 6 tons per pair.



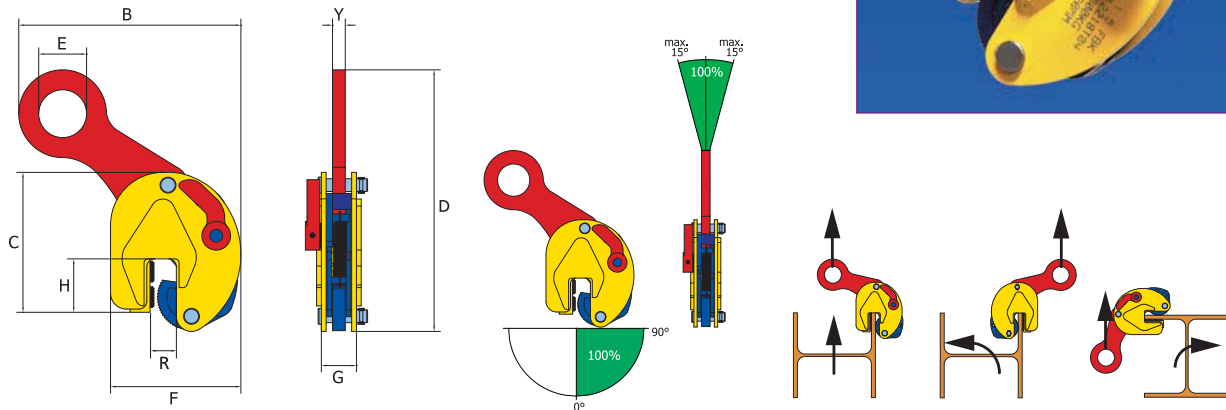
Reference No.	Type / Model	Capacity / W.L.L. (lbs) per piece    per pair		Jaw-opening (inches)	Dimensions in inches								Weight (lbs) each
					A	B	C	D	E	F	G	H	
862810	1 TNMH	1100	2200	0 - .98	6.06	5.51	2.56	.59	.95	.79	.59	.39	5.5
862820	2 TNMH	2200	4400	0 - 1.77	10.63	8.86	3.54	.91	5.91	1.20	.59	.39	20
862830	3 TNMH	3300	6600	0 - 1.77	10.83	8.86	3.54	1.10	5.91	1.20	.59	.39	29
862840	4 TNMH	4400	8800	0 - 1.97	12.00	9.84	4.13	1.10	6.30	1.20	.79	.59	35.5
862860	6 TNMH	6600	13200	0 - 1.97	12.20	9.84	4.72	1.30	6.30	1.20	.79	.59	37.5

Specifications are subject to change.

## Vertical Beam clamps

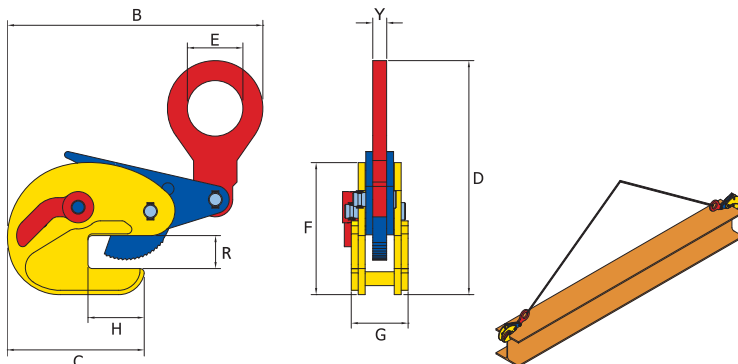
### FBK

- For the lifting, turning and transporting of steel beams, profiles and structures where the load must stay in position.
- The special shape of the lifting shackle, places the center of gravity of the beam beneath the lifting shackle, this maintains the equilibrium of the beam once it has been lifted and keeps the flanges vertical so that the beam can easily be stacked or positioned.
- Recommend for the transporting and stacking of steelbeams (e.g. sawing of steelbeams, stacking of steelbeams and building of steel construction).
- Lifting capacity and jaw-opening are clearly engraved in the body.
- Minimum W.L.L. is 10% of the maximum W.L.L.



### TOBK

- For the lifting, turning and transporting of steel beams, profiles and structures .
- Because of the safety mechanism, the clamp is locked in the closed as well as in the open position.
- The clamp is suitable to lift steel beams on the flange as well as on the upper ends of the beam.
- Minimum W.L.L. is 10% of the maximum W.L.L.



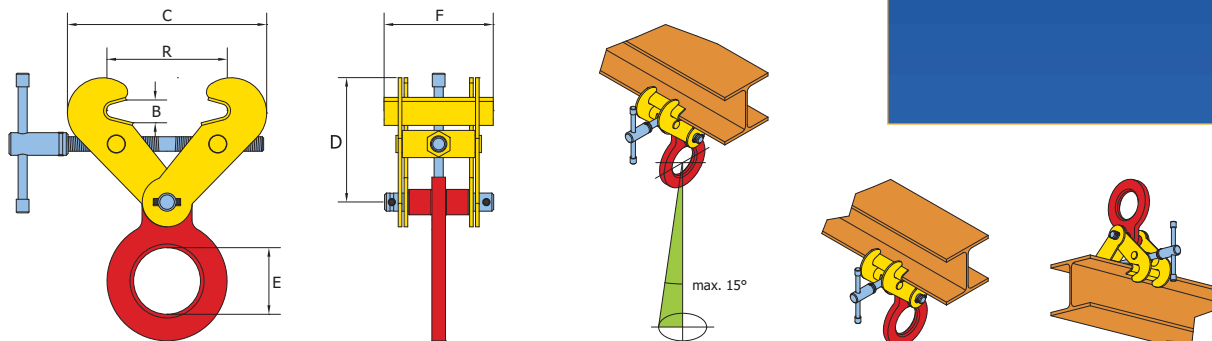
Reference No.	Type / Model	Capacity / W.L.L. (lbs) per piece	Jaw-opening (R) (inches)	Dimensions in inches								Weight (lbs) each
				B	C	D	E	F	G	H	Y	
851010	1 FBK	2200	0 - .59	6.89	5.83	8.90	1.38	5.12	1.38	1.85	.59	7
851000	1.5 FBK	3300	0 - .79	10.43	7.87	13.58	2.36	6.50	2.20	2.64	.63	18
851100	3 FBK	6600	0 - .98	12.80	9.25	16.14	2.83	7.56	3.03	2.56	.79	35.5
851001	2 TOBK	4400	.12 - .79	11.22	6.18	11.61	2.52	6.10	2.64	2.56	.67	21

Specifications are subject to change.

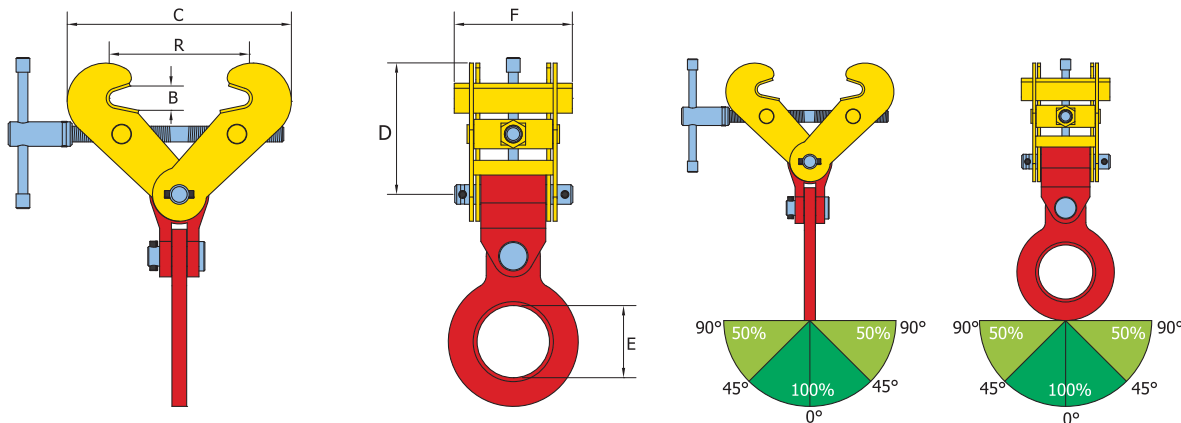
## Screw clamps

# FSV/FSVS/FSVSU

- For the lifting, pulling, or as an anchor point in the transporting of steel beams and structures.
- Can also be attached upside down and used as a (temporary) lifting point.
- Has equal opening and closing of both jaws for simple and quick assembly.
- Lifting capacity and jaw opening are clearly engraved in the body.
- Approved for tie-off use.



## FSVSU



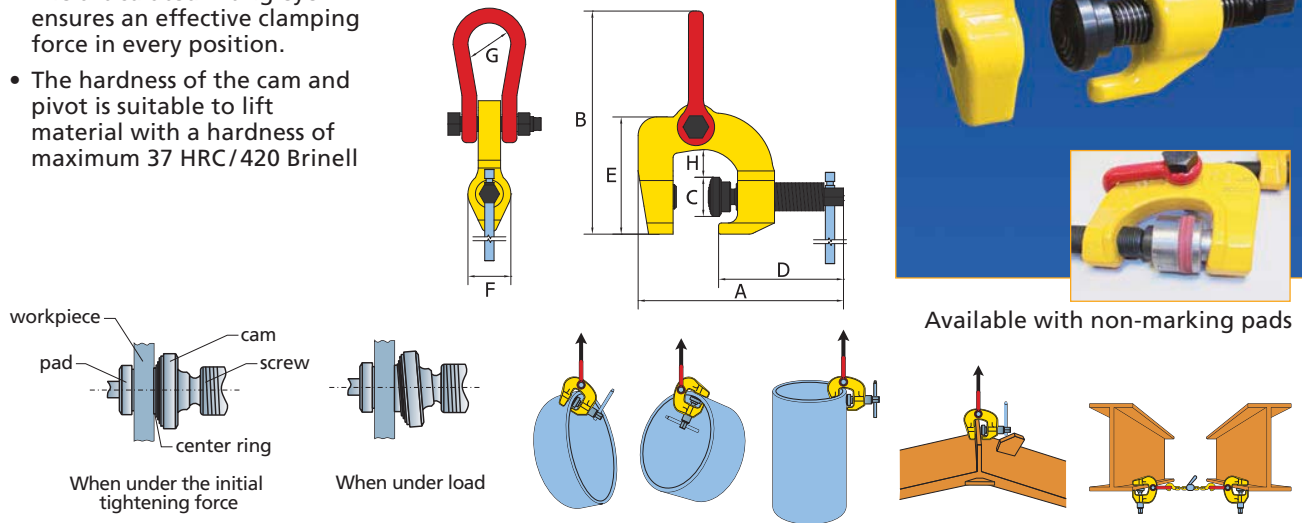
Reference No.	Type / Model	Capacity / W.L.L. (lbs) per piece	Jaw-opening (R) (inches)	Dimensions in inches					Weight (lbs) each
				B	C-max	D	E	F	
851400	1 FSV	2200	2.95 - 7.48	1.18	11.22	12.20	2.87	4.72	9
851500	2 FSV	4400	2.95 - 7.48	1.18	11.22	12.20	2.87	4.72	11
851600	3 FSV	6600	2.95 - 7.48	1.18	11.22	12.20	2.87	4.72	11
851700	4 FSV	8800	5.90 - 11.81	1.57	18.11	16.93	3.11	7.09	29
851800	5 FSV	11,000	5.90 - 11.81	1.57	18.11	16.93	3.11	7.09	31
851110	10 FSV	22,000	13.78 - 17.71	3.74	26.38	26.38	3.35	7.87	110.5
962000	2 FSVS	4400	2.95 - 16.54	1.18	20.47	14.84	2.87	4.72	12.5
963000	3 FSVS	6600	2.95 - 16.54	1.18	20.47	14.84	2.87	4.72	14.5
964000	4 FSVS	8800	5.90 - 22.04	1.57	27.87	21.54	3.11	7.09	30
965000	5 FSVS	11,000	5.90 - 22.04	1.57	27.87	21.54	3.11	7.09	32
956300	3 FSVSU	6600	2.95 - 16.54	1.18	20.47	16.54	2.87	4.72	7
956400	4 FSVSU	8800	5.90 - 22.04	1.57	27.87	25.55	3.11	7.09	14
956500	5 FSVSU	11,000	5.90 - 22.04	1.57	27.87	25.55	3.11	7.09	15

Specifications are subject to change.

## Screw clamps

# TSCC

- Universal screw clamp for vertical and horizontal lifting as well as transporting a large variety of steel structures.
- The TSCC screw clamp is fitted with a moveable cam on the thread spindle which provides a powerful clamping force on the workpiece.
- The articulated lifting eye ensures an effective clamping force in every position.
- The hardness of the cam and pivot is suitable to lift material with a hardness of maximum 37 HRC/420 Brinell

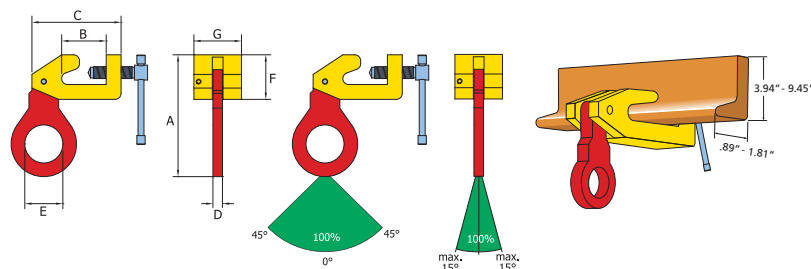


Reference No.	Type/Model	Capacity/W.L.L. (lbs)	Jaw-opening (inches)	Dimensions in inches								Weight (lbs) each
				A	B	C	D	E	F	G	H	
862705	0.5 TSCC	1100	0 - 1.10	6.14	4.45	1.02	3.50	2.99	1.18	.67	1.06	2
862710	1 TSCC	2200	0 - 1.18	6.89	8.03	1.65	4.96	5.04	1.81	1.50	1.73	7
901500	1.5 TSCC	3300	0 - 1.57	7.76	9.13	1.65	5.59	5.51	1.81	1.81	1.18	9
862730	3 TSCC	6600	0 - 1.97	8.82	10.43	1.93	6.50	6.50	2.13	1.97	2.36	16
862760	6 TSCC	13200	0 - 2.95	11.46	14.37	2.48	8.46	8.43	2.72	3.15	2.99	40
862711	1 TSCC-W	2200	1.97 - 3.94	10.16	10.75	1.65	6.10	7.48	1.81	1.77	3.46	7
862731	3 TSCC-W	6600	.98 - 2.95	9.84	11.46	1.93	6.50	7.52	2.13	1.97	2.99	18

## Screw clamps shipbuilding

# TBS

- For use as a temporary lifting point in any room where HP-profile is being used, such as sectional ship parts and ship engine rooms.
- The clamp is used for HP100 - HP240.



Reference No.	Type/Model	Capacity/W.L.L. (lbs)	Jaw-opening	Dimensions in inches							Weight (lbs) each
				A	B	C	D	E	F	G	
862150	1.5 TBS	3300	HP100 - 240	7.09	2.95	5.91	.63	1.77	2.95	1.57	7
862400	3 TBS	6600	HP100 - 240	8.07	2.95	5.91	.63	1.77	2.95	3.15	15

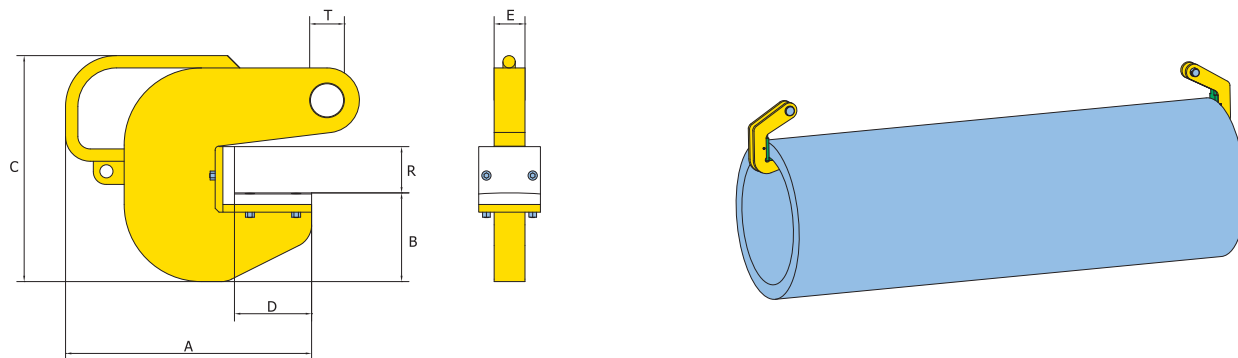
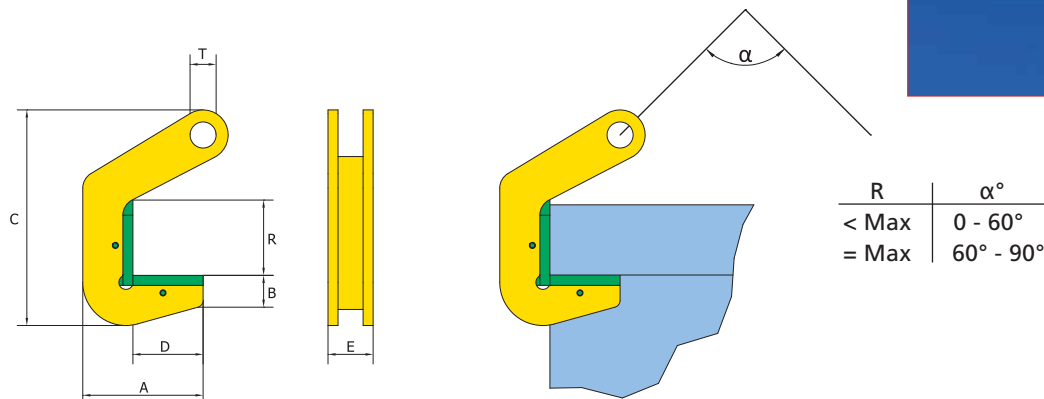
Specifications are subject to change.



## Horizontal pipe clamps

# TPH

- For the horizontal lifting and transporting of steel and concrete pipes.
- Compact shape and relatively low unit weight with a high lifting capacity.
- The surface is equipped with "special" plastic.
- Terrier TPH clamps **only available in pairs**.
- Plastic cover replacement parts are available and easy to change.



Reference No.	Type / Model	Capacity / W.L.L. (lbs) per pair	Jaw-opening (R) (inches)	Dimensions in inches						Weight (lbs) pair
				A	B	C	D	E	T	
960150	1.5 TPH	3300	1.57	4.72	1.26	7.28	2.76	1.61	.63	4
960300	3 TPH	6600	1.57	4.72	1.26	7.28	2.76	1.61	.63	4
960400	4 TPH	8800	1.97	5.51	2.28	7.09	2.76	1.61	1.02	7
960600	6 TPH	13200	1.97	5.51	2.28	7.09	2.76	1.61	1.02	7
960800	8 TPH	17600	2.76	5.51	2.28	7.87	2.76	1.77	1.02	8
960810	10TPH	22000	2.76	5.51	2.28	7.87	2.76	3.35	1.02	11
960812	12TPH	26400	2.76	5.51	2.28	7.87	2.76	3.35	1.02	14
960815	15TPH	33000	2.76	6.10	2.95	9.84	2.76	3.94	1.02	22
960820	20TPH	44000	2.76	6.10	2.95	9.84	2.76	3.94	1.02	36
965050	5 TPH-HD	11000	2.36	10.67	3.35	9.06	3.94	.79	1.02	16
965100	10 TPH-HD	22000	2.36	10.67	3.35	9.06	3.94	1.18	1.02	22
965200	20 TPH-HD	44000	2.36	11.42	4.13	10.63	3.94	1.38	1.42	31
965300	30 TPH-HD	66000	2.36	12.20	4.53	11.54	3.94	1.57	1.69	42
965600	60 TPH-HD	132200	2.36	12.20	4.72	11.54	3.94	2.36	2.64	78

Specifications are subject to change.

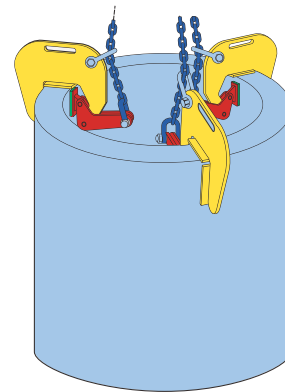
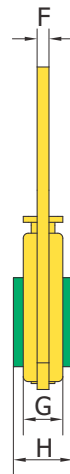
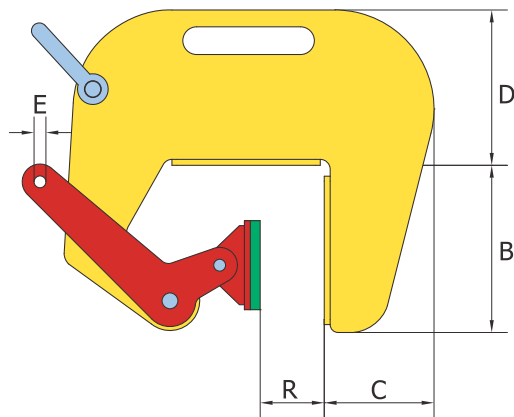
## Pipe lifting clamps

### TBC (Concrete use only)

- For vertical lifting and transporting of concrete pipe and wells.
- When using the Terrier TBC lifting clamps, a minimum of 2 clamps must always be used.
- Higher capacities or other jaw openings are available upon request.
- The moveable side is fitted with a "special" high pressure plastic surface.
- Minimum W.L.L. is 10% of the maximum W.L.L.

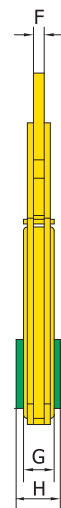
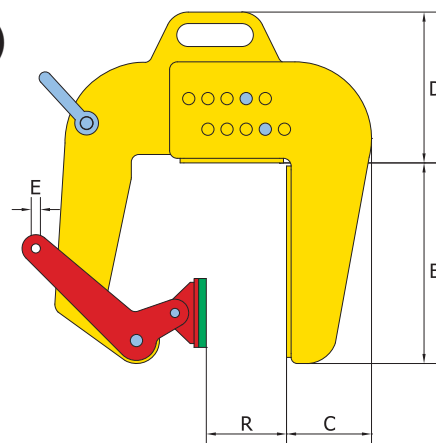


TBC



### TBCA (Concrete use only)

A min. 1.97" / max. 8.66".  
Adjustable in steps of .98".



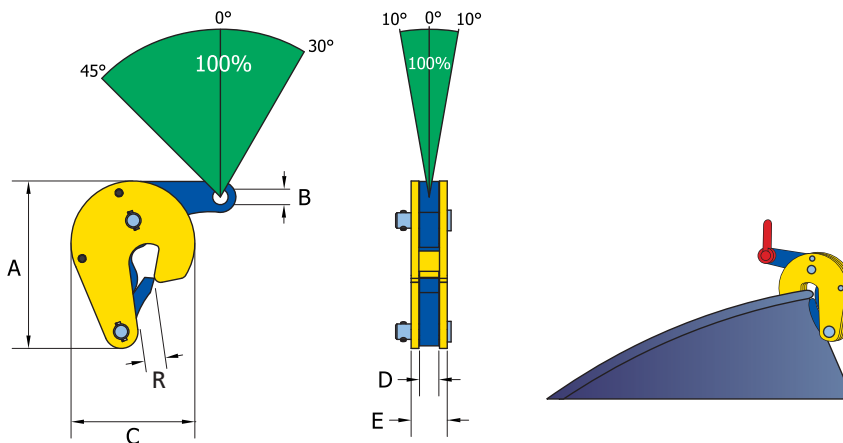
Reference No.	Type / Model	Capacity / W.L.L. (lbs)	Jaw-opening (R) (inches)	Dimensions in inches							Weight (lbs) each
				B	C	D	E	F	G	H	
870101	1 TBC	2200	2.36 - 4.72	6.69	4.33	6.30	.47	.47	1.57	2.36	10
870105	1 TBC-A	2200	1.97 - 8.66	10.32	4.33	7.76	.47	.47	1.57	2.36	11

Specifications are subject to change.

## Drum clamps

# TVK/TVKH

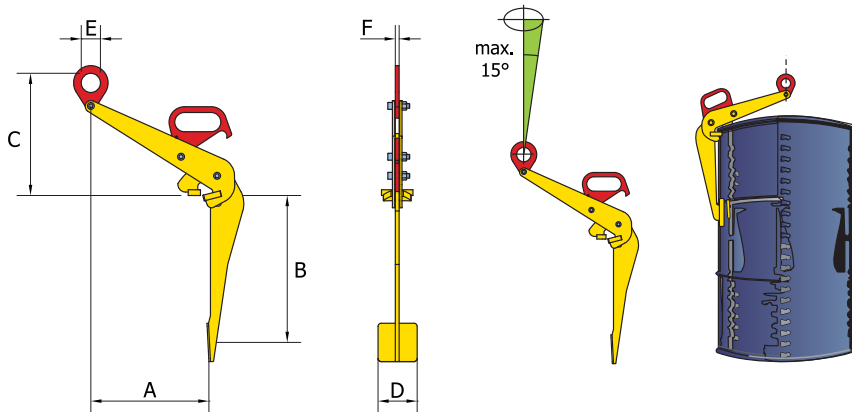
- For the safe lifting and transporting of steel (oil) drums.
- Automatic locking mechanism.
- The TVK steel drum clamps are supplied with an original certificate.
- Terrier TVK steel drum clamps can be used in pairs or singles.



Reference No.	Type / Model	Capacity / W.L.L. (lbs)	Jaw-opening (R) (inches)	Dimensions in inches					Weight (lbs) each
				A	B	C	D	E	
828000	TVK	1100	0 - .67	4.76	.47	3.78	.59	1.10	4

## TVKH

- For the lifting, handling and transporting of (oil) drums, where the drums have to stay in a horizontal position.
- Capacity 0.6 tons.

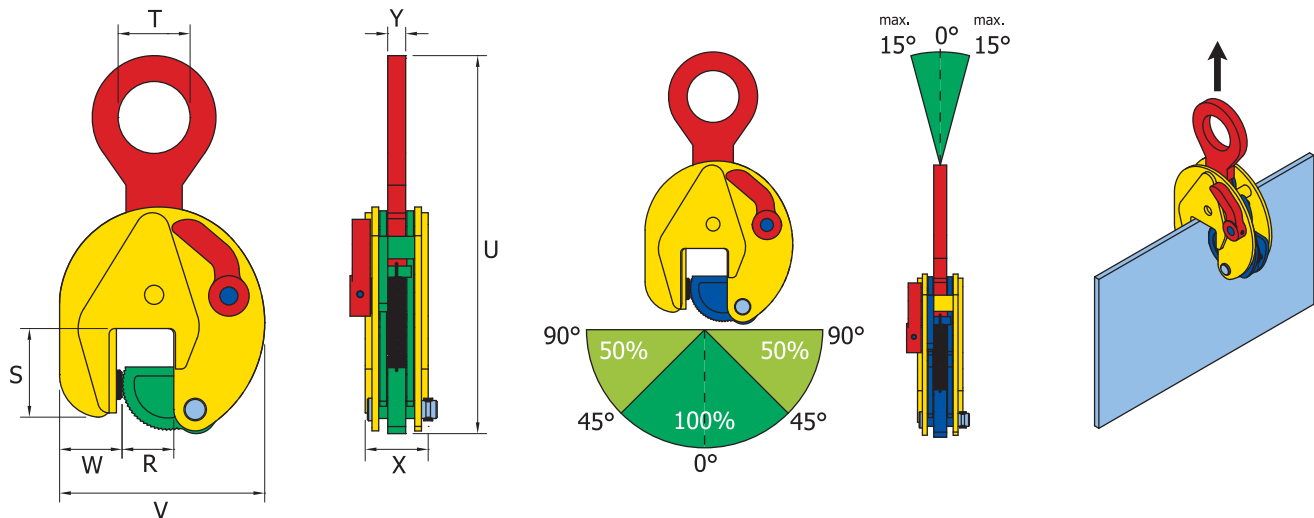


Reference No.	Type / Model	Capacity / W.L.L. (lbs)	Dimensions in inches						Weight (lbs) each
			A	B	C	D	E	F	
828100	TVKH	1320	11.81	14.76	11.42	3.15	1.97	.39	16

Specifications are subject to change.

## Vertical clamps with an extra hardened pivot and cam

- Equipped with an extra hardened pivot and cam for lifting and transporting steel plates with a hardness of max. 50 HRC. (for Hardox 400 and 500). Do not use on Hardox of 550 or greater.
- Please ask for special specifications.
- Other capacities and jaw-openings are available upon request.
- Minimum W.L.L. is 10% of the maximum W.L.L.



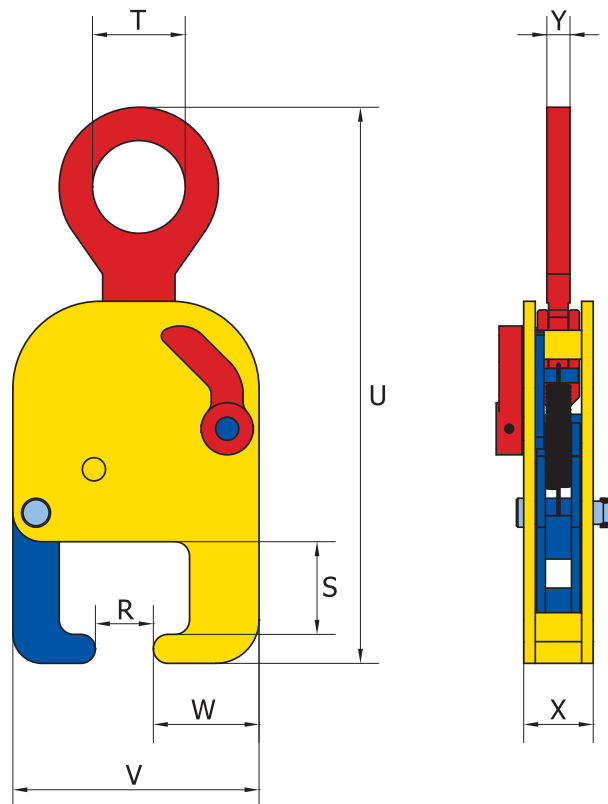
Reference No.	Type / Model	Capacity / W.L.L. (lbs)	Jaw-opening (R) (inches)	Dimensions in inches							Weight (lbs) each
				S	T	U	V	W	X	Y	
850000.5	0.75 TS-H	1650	0 - .51	1.85	1.18	8.07	3.94	1.38	1.46	.39	4
850880.5	1 TSE-H	2200	0 - .98	2.17	1.77	10.43	5.59	1.50	1.85	.59	8
850901.5	2 TSE-H	4400	0 - 1.38	3.15	2.56	13.19	7.28	2.17	2.20	.67	15
850331.5	3 TSE-H	6600	0 - 1.38	3.15	2.56	13.19	7.28	2.17	2.20	.67	15
850451.5	4.5 TSE-H	9900	0 - 1.77	3.35	2.76	16.93	9.06	2.36	3.03	.79	35
850301.5	6 TS-H	13200	0 - 1.26	4.49	2.95	16.93	8.86	3.07	3.07	.79	41
851501.5	7.5 TSE-H	16500	0 - 2.17	4.41	2.95	20.87	10.51	2.76	3.39	.79	56
855000.5	0.75 TSU-H	750	0 - .51	1.85	1.18	7.99	3.94	1.38	1.46	.39	4
865800.5	1 TSEU-H	1000	0 - .98	2.17	1.97	11.61	5.59	1.50	1.85	.55	9
855601.5	2 TSEU-H	2000	0 - 1.38	3.15	2.76	14.57	7.28	2.17	2.20	.63	16
865331.5	3 TSEU-H	3000	0 - 1.38	3.15	2.76	14.57	7.28	2.17	2.20	.63	17
865301.5	4.5 TSEU-H	4500	0 - 1.77	3.35	2.76	16.93	9.06	2.36	3.03	.79	37
865401.5	6 TSU-H	6000	0 - 1.57	4.49	3.07	20.75	8.86	3.07	3.07	1.26	47
855400.5	7.5 TSU-H	7500	0 - 2.17	4.41	3.07	22.24	10.51	2.76	3.39	1.26	58

Specifications are subject to change.

## Specialty clamps

# TRC

- For the horizontal transport of rail profiles.
- Terrier TRC is equipped with a safety mechanism, ensuring the clamp does not slip when lifting force is applied and when load is being lowered.
- The clamp is locked in the closed as well in the open position.
- Other capacities or other profile dimensions are available upon request.



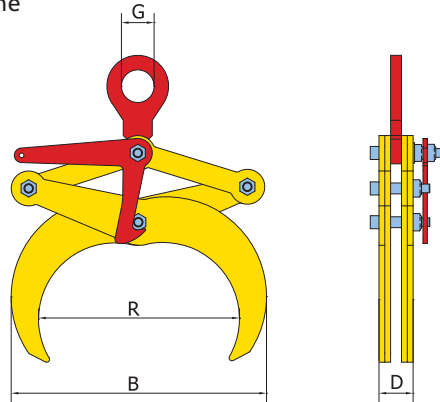
Reference No.	Type / Model	Capacity / W.L.L. (lbs)	Jaw-opening (R) (inches)	Dimensions in inches							Weight (lbs) each
				S	T	U	V	W	X	Y	
815000	TRC	3300	1.57 - 2.95	2.52	2.56	15.35	6.69	2.76	1.89	.63	18



## Specials

# TTL

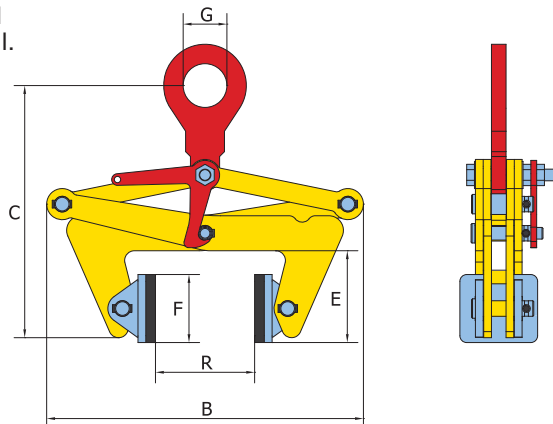
- For the vertical lifting of tubes, bundles of tubes and solid round material.
- The clamp is locked in the open position. To perform lifting, the operator must activate the handle and hold it up while the force on the lifting eye is going upwards. When laying down the load, the clamp automatically unlocks itself to open.



Reference No.	Type / Model	Capacity / W.L.L. (lbs)	Jaw-opening (R) (inches)	Dimensions in inches			Weight (lbs) each
				B max	D	G	
800550	0.5 TTL	1100	1.90 - 4.50	8.46	1.85	1.77	9
801011	1 TTL	2200	4.50 - 8.63	13.58	2.01	1.77	20
802021	2 TTL	4400	8.63 - 14.49	24.02	2.36	2.56	69
803036	3 TTL	6600	14.49 - 20.00	30.31	2.36	2.56	88

# TBLC

- For the vertical lifting and transporting of various materials, such as steel, wood, plastic, concrete, marble etc. which have parallel sides.
- The clamp is locked in the open position. To perform lifting, the operator must activate the handle and hold it up while the force on the lifting eye is going upwards. When laying down the load, the clamp automatically unlocks itself to open.
- The pads are covered with special plastic to avoid damaging the material.



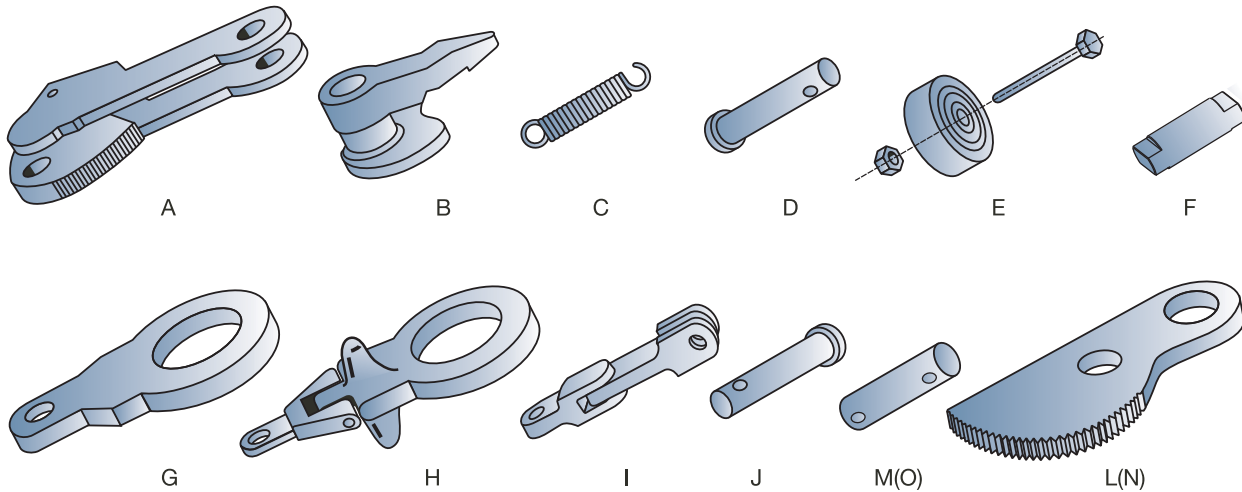
Reference No.	Type / Model	Capacity / W.L.L. (lbs)	Jaw-opening (R) (inches)	Dimensions in inches					Weight (lbs) each
				B min-max	C min-max	G	E	F	
801005	0.5 TBLC	1100	1.18 - 4.33	10.83 - 12.80	10.63 - 16.54	1.77	3.94	2.76 x 3.15	16
801010	1 TBLC	2200	3.94 - 9.06	17.32 - 20.87	14.17 - 24.02	1.77	5.51	3.94 x 4.72	27
801020	2 TBLC	4400	8.66 - 14.17	23.62 - 26.57	15.75 - 26.77	1.77	6.69	3.94 x 4.72	40
801030	3 TBLC	6600	13.78 - 19.69	29.13 - 33.07	19.29 - 33.07	2.56	7.87	3.94 x 4.72	71

Specifications are subject to change.

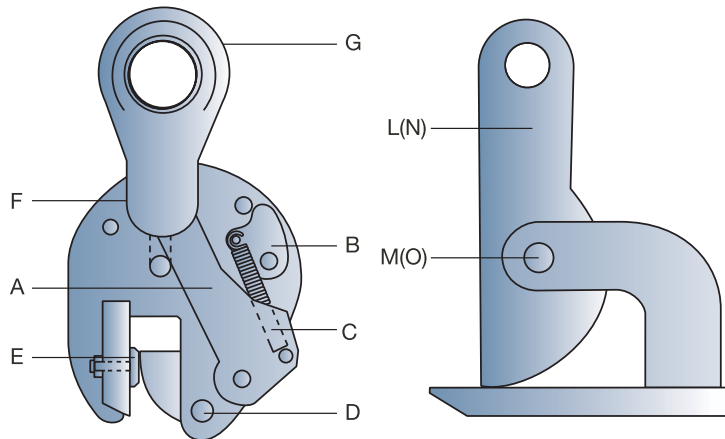
## Spare parts

All spare parts are available either separately or as repair sets.  
It is recommended when any parts are damaged to replace them right away.

When ordering spare parts provide the following: model, lifting capacity, jaw opening and serial number as well as the needed spare parts.



- A Cam assembly
- B Lock lever assembly
- C Lock spring
- D Cam pin
- E Pivot complete
- F Shackle pin
- G Lifting eye for TS, STS, MP model
- H Lifting eye for TSU, TSEU model
- I Linkage arr. STMP, STSMP model
- J Link pin for MP model
- L Cam for FHX model
- M Cam pin for FHX model
- N Cam for FHSX model
- O Cam pin for FHSX model



Repair sets (RS) and Revision sets (RV)  
are available for vertical clamps.

The repair sets (RS) contain:

- A Cam assembly
- C Lock spring
- D Cam pin
- E Pivot set

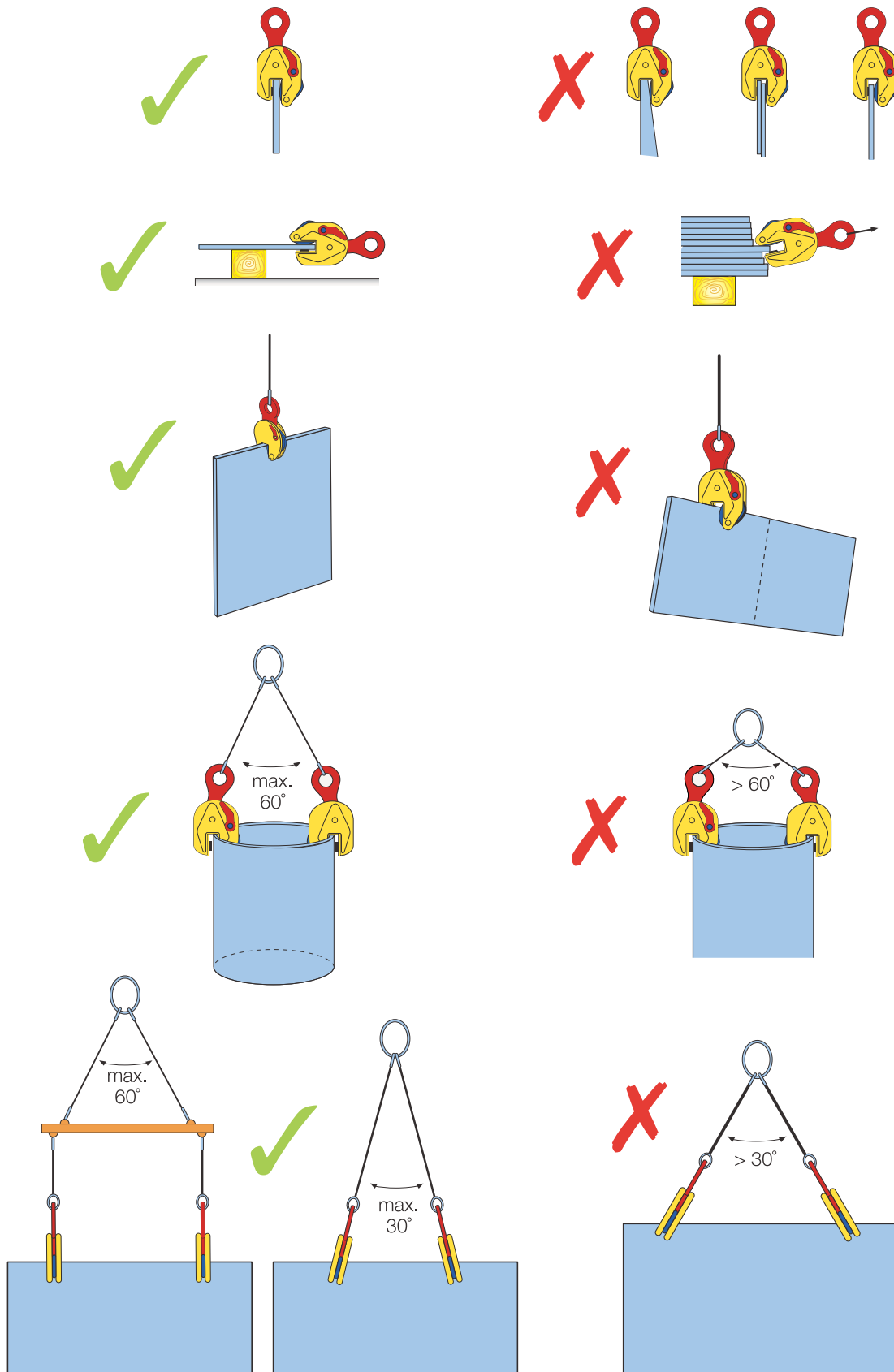
The revision sets (RV) contain:

- A Cam assembly
- B Lock lever assembly
- C Lock spring
- D Cam pin
- E Pivot complete

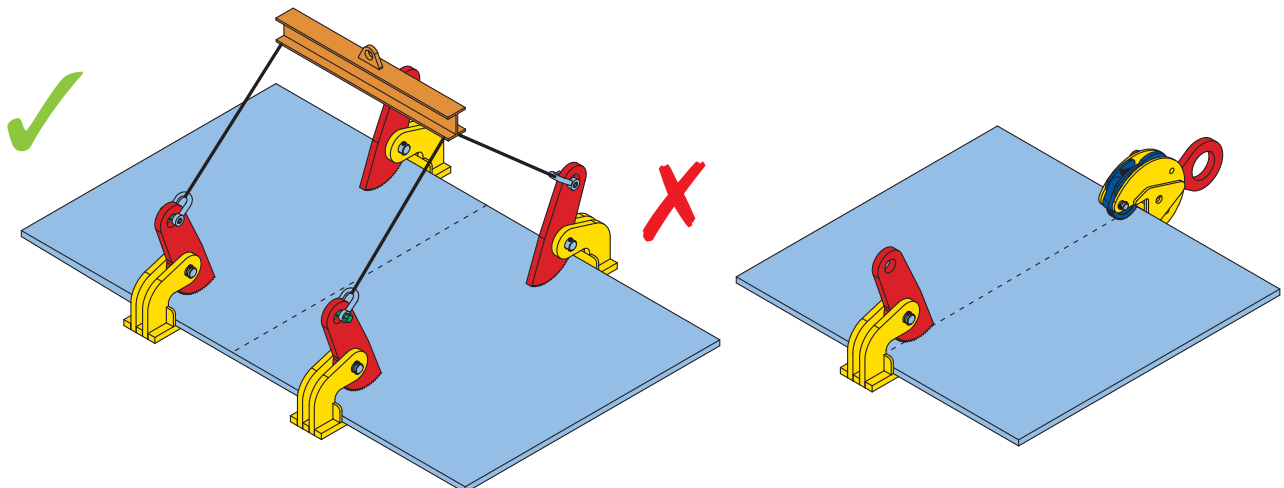
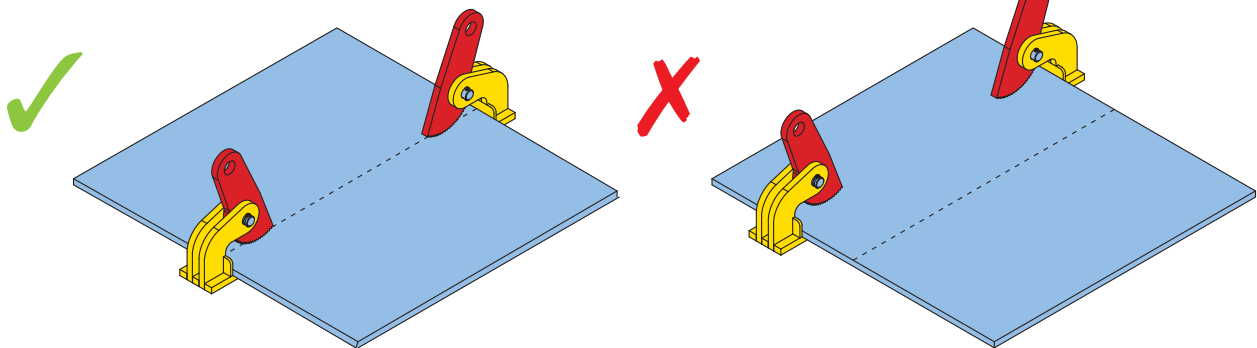
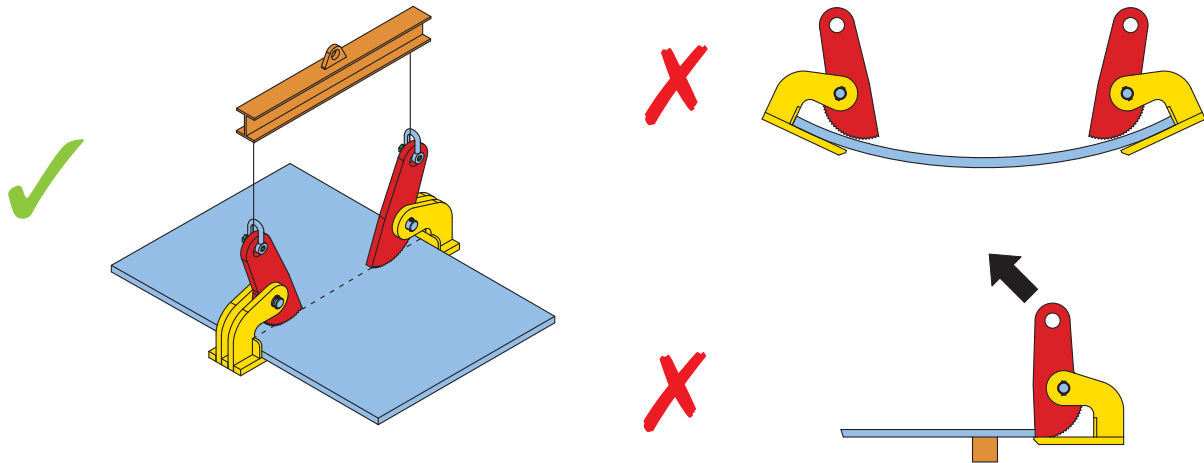
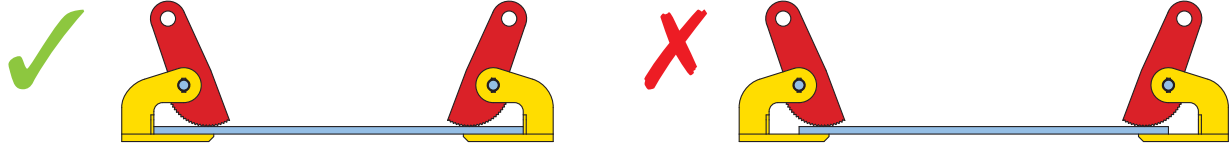


Revision set

## Safe Vertical Lifting



## Safe Horizontal Lifting





Distributed By

**M<sup>C</sup>Laughlin Hoist & Crane**

1850 Larkin Williams Rd.  
Fenton, MO 63026  
(636)343-9700  
[www.stlcrane.com](http://www.stlcrane.com)

A yellow lifting beam is shown horizontally, with various mechanical components and hooks attached to it. The beam is yellow, and the hooks are also yellow. The background is dark blue.

[www.StLCrane.com](http://www.StLCrane.com)